



Comparing *and* Contrasting Apples and Oranges



Learning Target

Write a compare and contrast paragraph.

by Dr. Deborah Wahlstrom

Successdeb@aol.com

Visit my blog at <http://datadeb.wordpress.com/>

Comparison and Contrast Guide

Introduction

Similarities

Differences

Conclusion

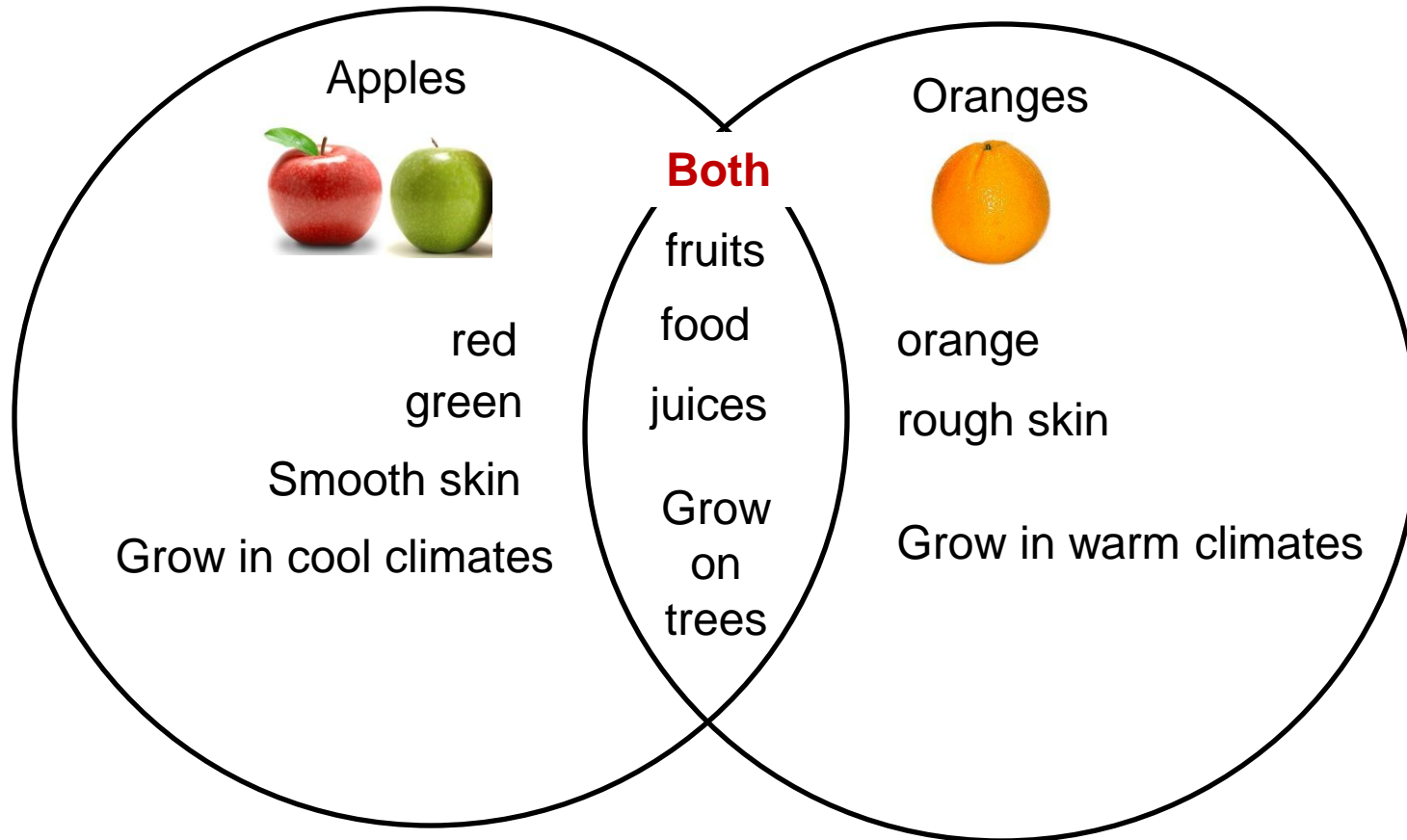
Similarities-to-Differences comparison and contrast uses a separate section or paragraph for similarities and differences.

In other words, the body of your paper would have two large sections: one for similarities, and another for differences.

Help

<http://www.readwritethink.org/materials/comcontrast/>

Comparing and Contrasting Apples and Oranges



Write about it.

Comparing and Contrasting Apples and Oranges



Attributes	Apples	Oranges
Color	Red Green	Orange
Skin Texture	Smooth	Rough
Climate	Cool	Warm
Shape	Round	Round
Fruit	YES	YES
Makes juices	YES	YES
Type of food	YES	YES
Grows on Trees	YES	YES

Comparing and Contrasting Apples and Oranges



Attributes	Apples	Oranges
Color	Red Green	Orange
Skin Texture	Smooth	Rough
Climate	Cool	Warm
Shape	Round	Round
Fruit	YES	YES
Makes juices	YES	YES
Type of food	YES	YES
Grows on Trees	YES	YES

Analysis Questions for Partner Chat

1. What is the purpose of this chart?
2. How many attributes are listed on this chart?
3. What are the attributes that are listed on this chart?
4. What two items are being compared?
5. What does it mean to compare something?
6. What two items are being contrasted?
7. What does it mean to contrast something?
8. Are apples and oranges similar in color? How do you know?
9. Do apples and oranges have the same kind of skin texture? How do you know?
10. What is the difference between the skin texture of an apple and an orange?
11. What shape does both an apple and an orange have?
12. For which attributes are apples and oranges the same?
13. For which attributes are apples and oranges different?
14. What is an attribute anyway?
15. What is one attribute where apples and oranges are similar?
16. What is one attribute where apples and oranges differ?

Comparing and Contrasting Apples and Oranges



Write about it.

The chart on the left shows examples of similarities and differences between apples and oranges. In the chart, apples and oranges are compared by the following attributes: Color, Skin Texture, Climate, Shape, Fruit, Makes Juices, Type of Food, and Grows on Trees.

There are several ways that apples and oranges are alike. They are both round fruits and both can be made into healthy juices. Additionally, they are both types of foods that grow on trees.

But there are also several ways that apples and oranges differ. Apples can be red or green in color while oranges are well, orange. When touching an apple, the skin is smooth. Touch an orange and it is rough. And finally, these two fruits grow better in different types of climates. Apples grow best in cool climates like Michigan, while oranges grow best in warm climates like Florida.

So while apples and oranges are similar in the attributes of Shape, Fruit, Makes Juice, Type of Food, and Grows on Trees, they are different in the attributes of color, skin texture, and climate.

Attributes	Apples	Oranges
Color	red green	orange
Skin Texture	smooth	rough
Climate	cool	warm
Shape	round	round
Fruit	YES	YES
Makes Juices	YES	YES
Type of Food	YES	YES
Grows on Trees	YES	YES

	Examples of Opening Statements	Examples of Statements of How Things are Alike (Comparing) or Different (Contrasting)	Words You Can Use		Examples of How to Bring a Conclusion to a Compare and Contrast Paragraph
Comparing	<p>There are several ways that ____ and ____ are alike.</p> <p>____ and ____ have several things in common.</p> <p>____ and ____ are alike in several ways.</p> <p>____ and ____ are alike because</p>	<p>First they both have ____.</p> <p>Second, they both have ____.</p> <p>Another way they are alike is ____.</p> <p>One thing they both have in common is that they ____.</p> <p>Just like ____, ____ rode the bus to school every day.</p>	<ul style="list-style-type: none"> • compare • alike • the same • Equal • Even • twin • Similar • Neither • Also • As • As well as • Both 	<ul style="list-style-type: none"> • In the same manner • In the same way • Like • Likewise • Most important • Same • Similarly • The same as • too 	<p>Both like to ____</p> <p>Both seem to ____</p> <p>They agree. Neither one likes it.</p>
Contrasting	<p>There are several ways that ____ and ____ are different.</p> <p>There are several ways that ____ and ____ differ.</p> <p>____ and ____ are different in several ways.</p> <p>While ____ is the main difference between these two things (people, events, places, etc.), there are others. These include ____, ____, and ____.</p> <p>____ and ____ are different because</p>	<p>____ has ____ while ____ has ____.</p> <p>____ does ____, but ____ does not.</p> <p>____ acted with honor, but ____ did not.</p> <p>They were opposites. ____ liked ____ while ____ did not.</p> <p>Unlike ____, ____ rode the bus to school every day.</p> <p>____ has a different view.</p> <p>Mary liked ice cream but Howard liked brownies.</p>	<ul style="list-style-type: none"> • Different • Contrast • Change • Difference • Opposite • Unequal • unlike 	<ul style="list-style-type: none"> • Although • But • Differ • Even though • However • In contrast • Instead • Nevertheless • On the contrary • On the other hand • Unless • Unlike • While • yet 	<p>The setting in the book was summer while the setting in the movie was winter.</p>

Look Fors	Checklist for a Compare Paragraph
Introduction	<input type="checkbox"/> I wrote a beginning sentence that tells what I compared. <input type="checkbox"/> I wrote about the purpose for making a comparison.
Compares Two Things	<input type="checkbox"/> I wrote about two things to be compared. ___ to ___ and _____.
Compare	<input type="checkbox"/> I wrote ways that the things are the same. <input type="checkbox"/> I wrote details and examples for each thing I compared.
Language	<input type="checkbox"/> I wrote sentences to explain the ways that the things were the same.
Logical Order	<input type="checkbox"/> I used a logical order to move from one idea to the next.
Transitions	<input type="checkbox"/> I used compare words in my paper.
Conclusion	<input type="checkbox"/> I wrote a conclusion that helps the reader understand the comparison.
Grammar	<input type="checkbox"/> I used correct spelling, punctuation, and capitalization throughout my paragraph.



Look Fors	Checklist for a Contrast Paragraph
Introduction	<ul style="list-style-type: none"><input type="checkbox"/> I wrote a beginning sentence that tells what I contrasted.<input type="checkbox"/> I wrote about the purpose for making a comparison.
Contrasted Two Things	<ul style="list-style-type: none"><input type="checkbox"/> I wrote about two things to be contrasted.
Contrast	<ul style="list-style-type: none"><input type="checkbox"/> I wrote ways that the things are different.<input type="checkbox"/> I wrote details and examples for each thing I contrasted.
Language	<ul style="list-style-type: none"><input type="checkbox"/> I wrote sentences to explain the ways that the things were the different.
Logical Order	<ul style="list-style-type: none"><input type="checkbox"/> I used a logical order to move from one idea to the next.
Transitions	<ul style="list-style-type: none"><input type="checkbox"/> I used contrast words in my paper.
Conclusion	<ul style="list-style-type: none"><input type="checkbox"/> I wrote a conclusion that helps the reader understand the contrast.
Grammar	<ul style="list-style-type: none"><input type="checkbox"/> I used correct spelling, punctuation, and capitalization throughout my paragraph.



Look Fors	Checklist for a Compare and Contrast
Introduction	<ul style="list-style-type: none"><input type="checkbox"/> I wrote a beginning sentence that tells what I compared and contrasted.<input type="checkbox"/> I wrote about the purpose for making the comparison and contrast.
Contrasted Two Things	<ul style="list-style-type: none"><input type="checkbox"/> I wrote about two things to be compared and contrasted.
Compare	<ul style="list-style-type: none"><input type="checkbox"/> I wrote ways that the things are the same.<input type="checkbox"/> I wrote details and examples for each thing I compared.<input type="checkbox"/> I used compare words in this part of my paper.
Contrast	<ul style="list-style-type: none"><input type="checkbox"/> I wrote ways that the things are different.<input type="checkbox"/> I wrote details and examples for each thing I contrasted.<input type="checkbox"/> I used contrast words in this part of the paper.
Language	<ul style="list-style-type: none"><input type="checkbox"/> I wrote sentences to explain the ways that the things were the same and different.
Logical Order	<ul style="list-style-type: none"><input type="checkbox"/> I used a logical order to move from one idea to the next.
Conclusion	<ul style="list-style-type: none"><input type="checkbox"/> I wrote a conclusion that helps the reader understand the compare and contrast.
Grammar	<ul style="list-style-type: none"><input type="checkbox"/> I used correct spelling, punctuation, and capitalization throughout my paragraph.